



Industrial Light Weight Liquid Tight Container



LIGHT WEIGHT LIQUID TIGHT CONTAINER

SPECIFICATIONS:

- 7 Gauge Floor
 - SIDES: 10 Gauge sides, bulkhead & tailgate
 - FLOORS: 3x4.1# Structural Channel floor crossmembers
 - Interior plastic liner hooks
 - 8 5/8" OD x 7" front and rear ground rollers
 - 1"EPDM hose tailgate seal
- LID: Side to side EPDM E-Seal
 - WELDS: Continuous welded construction
 - FINISH: Primed and Painted
 - DIMENSIONS: 16, 18 & 20 Cubic Yards
 - OPTIONS: Heavy duty long sills (6"x2"x3/8)
Interior ladder | Top hinge or side hinge tailgate



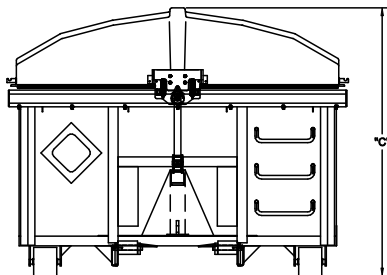
LIQTIGHTWASTECON • 1/15

tanktrailer.sales@modernusa.com • www.dragonproductsltd.com • 877-231-8198

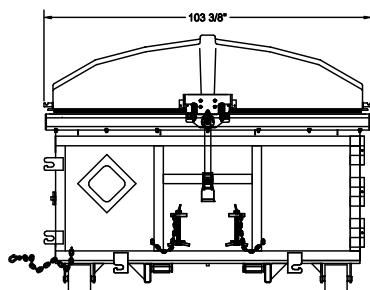
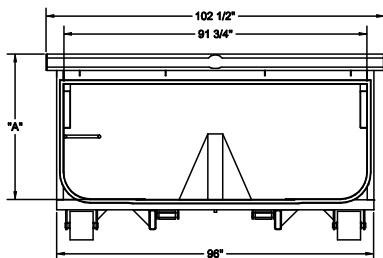
U.S. owned and operated for over 50 years. © Copyright 2014 Modern Group Inc. All rights reserved.

16 YARD SIDE TO SIDE - PLASTIC LID

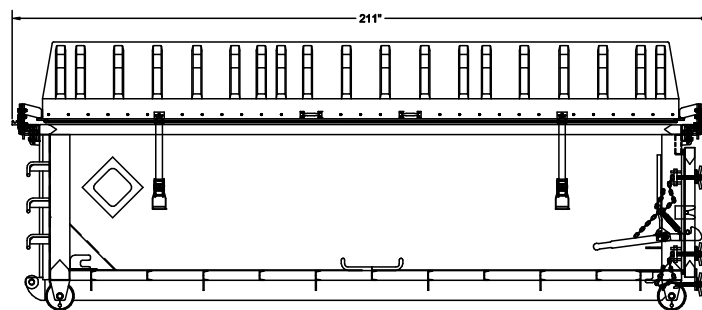
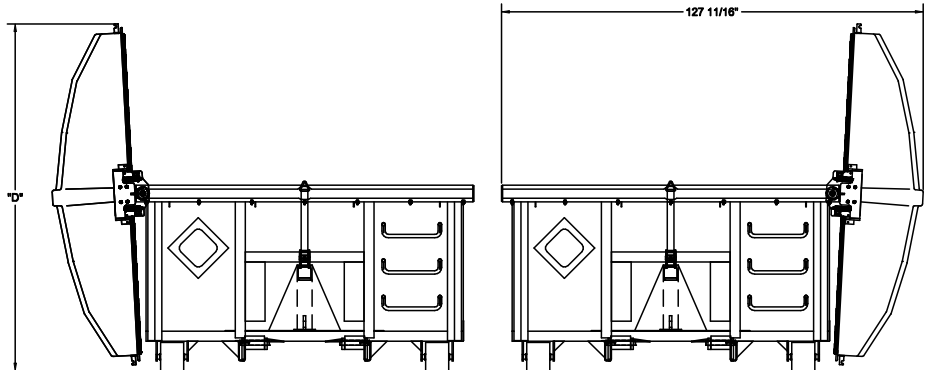
| MODEL | DESCRIPTION | "A" | "B" | "C" | "D" | APX. WT. |
|-----------|-------------|-----|---------|-----|------|-----------|
| SS1644-16 | 16 CU. YD. | 44" | 56 1/4" | 81" | 105" | 4,400 LB. |
| SS1648-18 | 18 CU. YD. | 48" | 60 1/4" | 85" | 109" | 4,525 LB. |
| SS1652-20 | 20 CU. YD. | 52" | 64 1/4" | 89" | 113" | 4,650 LB. |



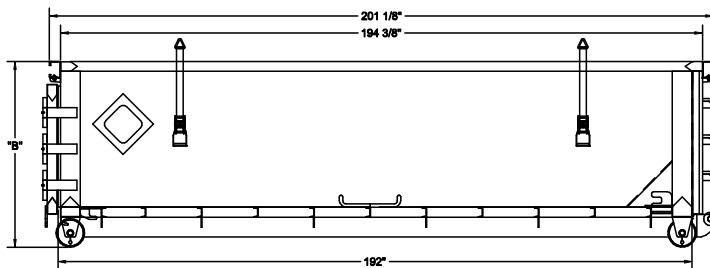
FRONT VIEW



REAR VIEW



DRIVER SIDE VIEW



PASSENGER SIDE VIEW

